









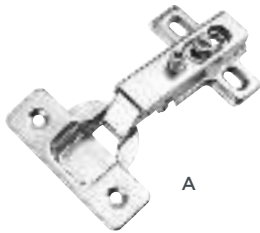
# CONCEALED HINGES

PRODUCT SPECIFICATIONS   SOLD IN PAIRS					PART NUMBER	FINISH	DETAILS
Type	Cabinet Type	Overlay	Opening Degree				
<b>A</b>	Self Close	Frameless	Full	105°	P5105-14	Polished Nickel	Micro side to side adjustment
<b>B</b>	Self Close	Frameless	Full	105°	P5107-14	Polished Nickel	Micro side to side adjustment
<b>C</b>	Self Close	Frameless	Half	105°	P5110-14	Polished Nickel	Snap on, Micro side to side adjustment
<b>D</b>	Self Close	Frameless	Inset	105°	P5115-14	Polished Nickel	Micro side to side adjustment
<b>E</b>	Self Close	Frameless	Full	165°	P5120-14	Polished Nickel	For Lazy Susan or pull out application, Micro side to side adjustment
<b>F</b>	Self Close	Face Frame	1/2"	105°	P5124-14	Polished Nickel	Micro side to side adjustment
<b>G</b>	Self Close	Face Frame	1/2"	105°	P5125-14	Polished Nickel	One piece design, adjustment via mounting screws only
<b>H</b>	Self Close	Face Frame	3/4"	108°	P5127-14	Polished Nickel	Cam depth adjustment, micro side to side adjustment
<b>I</b>	Self Close	Face Frame	1-3/8" (or greater)	108°	P5128-14	Polished Nickel	Face Mount, Micro side to side adjustment
<b>J</b>	Self Close	Face Frame	1-1/4"	108°	P5129-14	Polished Nickel	Cam depth adjustment, micro side to side adjustment
<b>K</b>	Soft Close	Frameless	Full	105°	P5305-14	Polished Nickel	Clip on, Micro side to side adjustment
<b>L</b>	Self Close	Frameless	Variable, Inset	90°	P6992-C	Cadmium	Easy On, Typically for full or half overlay, or full inset

Record the "Part Number" including the hyphen followed by the "Finish Code."



VARIOUS FINISHES  
Not to Scale




# CONCEALED SELF-CLOSING HINGES

PRODUCT SPECIFICATIONS   SOLD IN PAIRS					PART NUMBER	FINISH	DETAILS
Type	Cabinet Type	Overlay	Opening Degree				
<b>A</b>	Self Close	Face Frame	1/4"	106°	HH075216-14	Polished Nickel	2 cams for depth and vertical adjustment
<b>B</b>	Self Close	Face Frame	1/2"	106°	HH075217-14	Polished Nickel	3 cams for depth, side to side, and vertical adjustment
<b>C</b>	Self Close	Face Frame	3/4"	106°	HH075218-14	Polished Nickel	3 cams for depth, side to side, and vertical adjustment
<b>D</b>	Self Close	Face Frame	1-1/4"	106°	HH075219-14	Polished Nickel	3 cams for depth, side to side, and vertical adjustment
<b>E</b>	Self Close	Face Frame	1-3/8"	106°	HH075220-14	Polished Nickel	3 cams for depth, side to side, and vertical adjustment
<b>F</b>	Self Close	Frameless	Full	110°	HH075221-14	Polished Nickel	Clip on, Cam for vertical adjustment
<b>G</b>	Self Close	Frameless	Half	110°	HH075222-14	Polished Nickel	Clip on, Cam for vertical adjustment
<b>H</b>	Self Close	Frameless	Inset	110°	HH075223-14	Polished Nickel	Clip on, Cam for vertical adjustment
<b>I</b>	Self Close	Frameless	Full	165°	HH075224-14	Polished Nickel	Clip on, Cam for vertical adjustment
<b>J</b>	Self Close, Corner	Frameless	-	94°	HH075225-14	Polished Nickel	45 degree corner doors, cam for side to side adjustment
<b>K</b>	Self Close, Blind Corner	Frameless	-	94°	HH075226-14	Polished Nickel	Cam for vertical adjustment
<b>L</b>	Self Close, Pie Corner	Frameless	-	70°	HH75110-14	Polished Nickel	Cam for side to side adjustment
<b>M</b>	Hinge Mounting Plate, 0mm	Frameless	-	-	HH075227-14	Polished Nickel	2 cams for depth and vertical adjustment, For use with clip on hinge
<b>N</b>	Hinge Mounting Plate, 1mm	Face Frame	-	-	HH075228-14	Polished Nickel	2 cams for depth and vertical adjustment, For use with clip on hinge

Record the "Part Number" including the hyphen followed by the "Finish Code."

## VARIOUS FINISHES

Not to Scale



# CONCEALED SOFT CLOSE HINGES

PRODUCT SPECIFICATIONS   SOLD IN PAIRS					PART NUMBER	FINISH	DETAILS
Type	Cabinet Type	Overlay	Opening Degree				
<b>A</b>	Soft Close	Face Frame	1/2"	106°	HH74716-14	Polished Nickel	2 cams for depth and side to side adjustment, Soft close adjustment feature
<b>B</b>	Soft Close	Face Frame	3/4"	106°	HH74717-14	Polished Nickel	2 cams for depth and side to side adjustment, Soft close adjustment feature
<b>C</b>	Soft Close	Face Frame	1-1/4"	106°	HH74718-14	Polished Nickel	2 cams for depth and side to side adjustment, Soft close adjustment feature
<b>D</b>	Soft Close	Face Frame	1-3/8"	106°	HH74719-14	Polished Nickel	2 cams for depth and side to side adjustment, Soft close adjustment feature
<b>E</b>	Soft Close	Frameless	Full	105°	HH74720-14	Polished Nickel	Clip on, Cam for vertical adjustment, Soft close adjustment feature
<b>F</b>	Soft Close	Frameless	Half	105°	HH74721-14	Polished Nickel	Clip on, Cam for vertical adjustment, Soft close adjustment feature
<b>G</b>	Soft Close	Frameless	Inset	105°	HH74722-14	Polished Nickel	Clip on, Cam for vertical adjustment, Soft close adjustment feature
<b>H</b>	Soft Close	Frameless	Full	105°	HH74723-TT	Titanium	Clip on, Cam for vertical adjustment, Soft close adjustment feature
<b>I</b>	Universal Soft Close Damper	Frameless	-	-	HH74724-14	Polished Nickel	For use with Self Close Hinges, Tension adjustment, One per door, Sold singularly

Record the "Part Number" including the hyphen followed by the "Finish Code."

## VARIOUS FINISHES

Not to Scale

